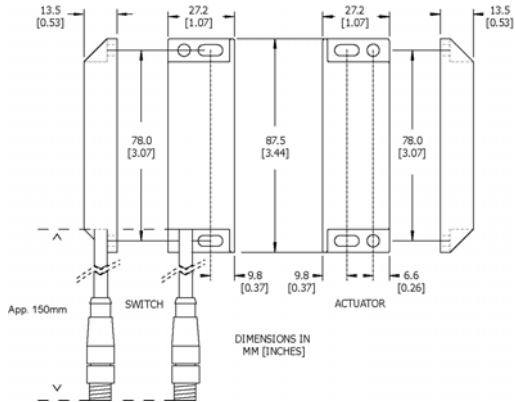


CM-S Series

Addendum for CM-S221 Quick Disconnect Option

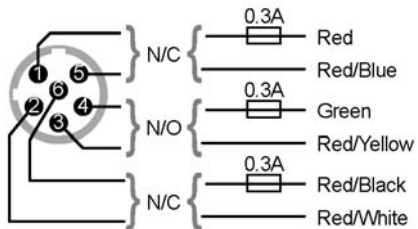
Additional information for Quick Disconnect version of the CM-S221.

Dimensions



Connection

Connector Contact Cable



Connector
Micro AC 1/2" - 20

Fuses

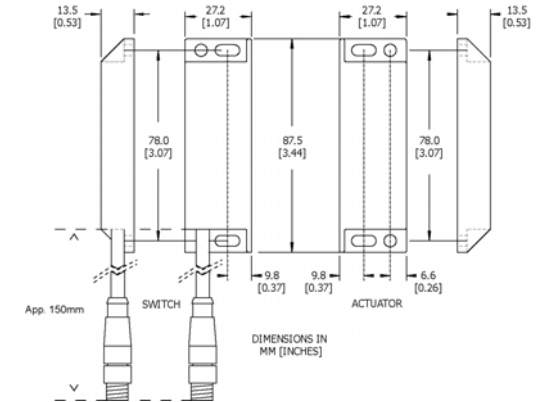
Product	Fuse Rating (All Contacts)
CM-S221 Quick Disconnect	0.3 Amps
All external fuses should be 'FAST ACTING'	

CM-S Series

Addendum for CM-S221 Quick Disconnect Option

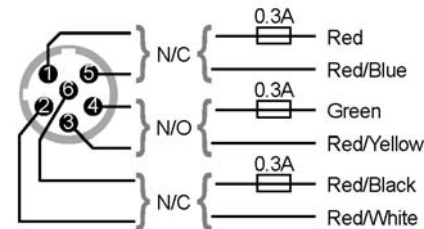
Additional information for Quick Disconnect version of the CM-S221.

Dimensions



Connection

Connector Contact Cable



Connector
Micro AC 1/2" - 20

Fuses

Product	Fuse Rating (All Contacts)
CM-S221 Quick Disconnect	0.3 Amps
All external fuses should be 'FAST ACTING'	